

Installation/Operator Manual
For use with WFCO ULTRA III Distribution Center
Model WF-8930/50



Distributed in the U.S.A. and Canada by
CHENG USA, INC.
Sales (574) 294-8997
Warranty Service (877) 294-8997
Fax (574) 294-8698

OEM Installation of the WFCO WF-8930/50 Series Distribution Center

Select the mounting location near the shore power and battery (batteries) and cut a rough opening 1/8" wider than the box to allow the distribution panel to slide in easily.

Two sizes of knockouts have been provided: a 1" knockout for the 50 amp and a 3/4" knockout for the 30 amp power cord. The 7/8" holes are provided for the 12 Vdc installations. There is also a series of built-in 120 Vac strain reliefs for Romex and should be used only with 10-2 through 14-2 gage wires, one wire per strain relief opening.

Remember to select the proper gauge wire for the load, according to the National Electric Code (NEC). Be sure to use appropriate Romex connector and strain reliefs to secure the wires to the distribution panel.

▲ WARNING ▲

To prevent fire or explosion, do not install in compartments containing batteries or flammable materials (LP gas).

▲ CAUTION ▲

For continued protection against risk of fire, or electric shock replace only with same type and ratings of fuse.

DC Fuses

- Fifteen 12 Vdc circuits (including two circuit for slideouts)
- Maximum of 30 Adc fuse for DC circuits 1 and 2 (all others max. 20 Adc)

The fuse rating and type that the manufacturer suggests for the output fuses will be marked on the unit.

During the manufacturing process, be sure that all distribution panel openings are protected from debris falling into the unit. **(This is a non-warranty item.)**

For proper wire sizes and torque requirements, refer to the label on the back of the door assembly.



INSTALLATION INSTRUCTIONS

1



General Consumer Information

UL®-Listed Main Circuit Breakers, rated for 30/50 Amp 120V/240 Vac
Acceptable circuit breakers are as follows:

Manufacturer	Model/Cat. No./Type
Cutler Hammer	Type BR230, BR250, or C230, or C250
ITE/Siemens	Type QP
Square D	Type HOM

UL®-Listed Branch Circuit Breakers, rated for 120/240 Vac, maximum 20 Aac
Acceptable circuit breakers are as follows:

Manufacturer	Model/Cat. No./Type
Cutler Hammer	Type Bd2020, A2020
ITE/Siemens	Type QP or QT
Square D	Type HOMT

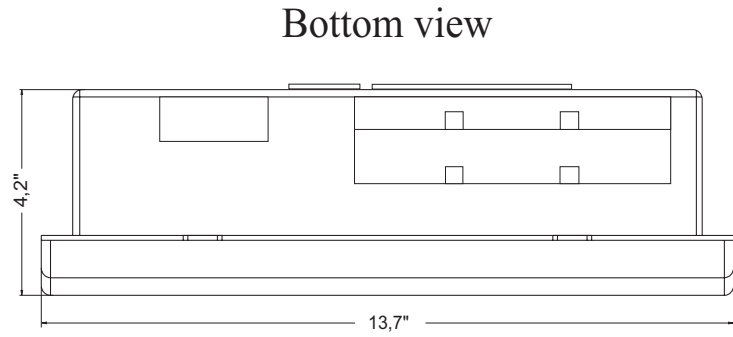
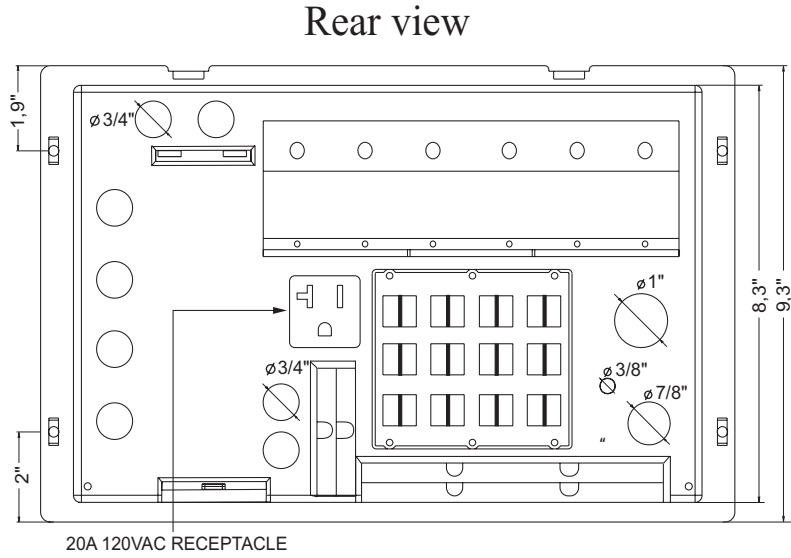
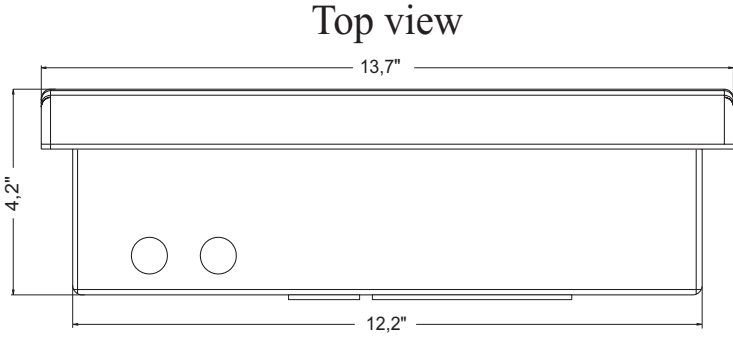
- A replacement or additional circuit breaker shall be of the same manufacturer, type designation, and equal or greater interrupting rating, not to exceed 50 A.
- "Short-Circuit-Current" rating for the breaker should be 10,000 A at 120/240 Volt AC.

Breaker Filler Plates:

Manufacturer	Model/Cat. No./Type
WFCO	FP-01 (brown) or FP-01B (black)

INSTALLATION INSTRUCTIONS

2



INSTALLATION INSTRUCTIONS

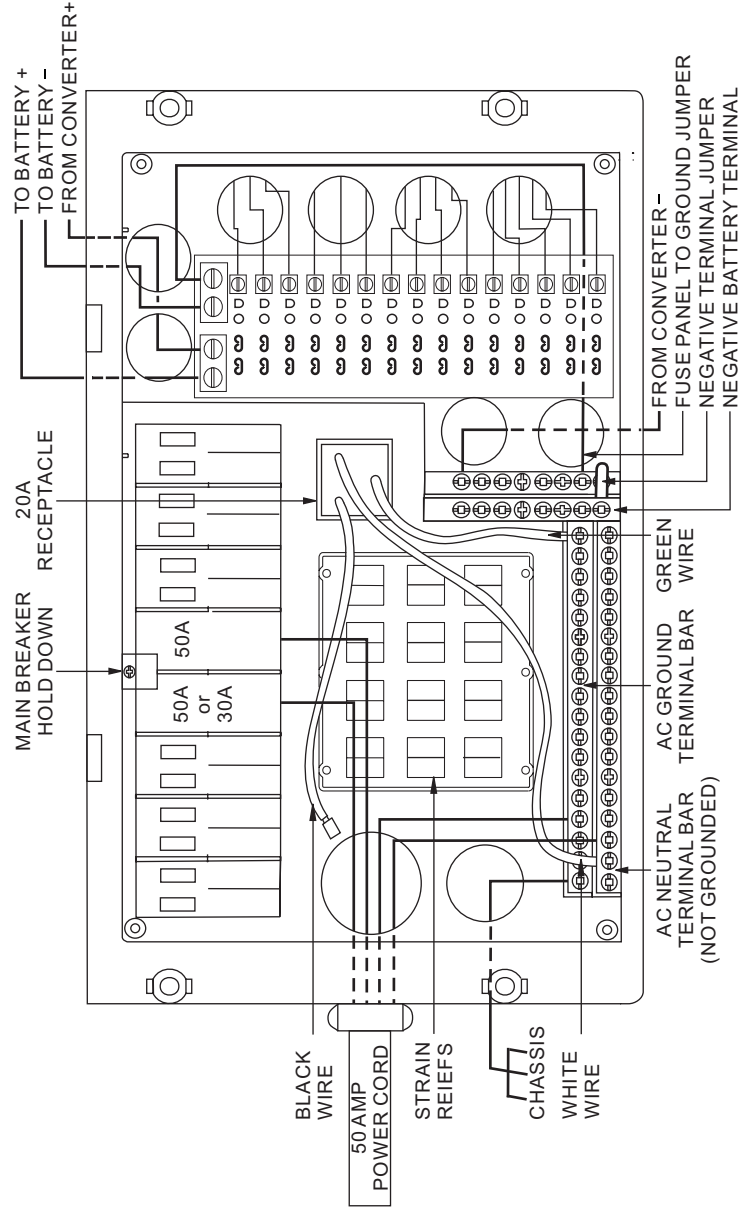
3

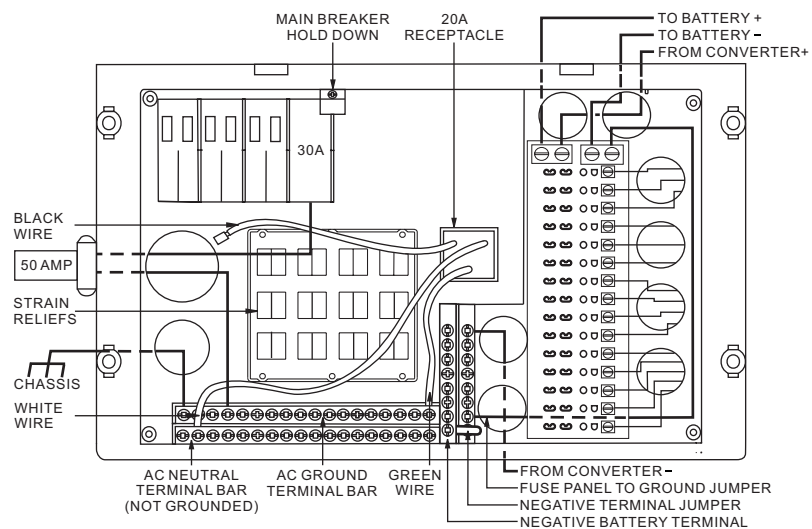
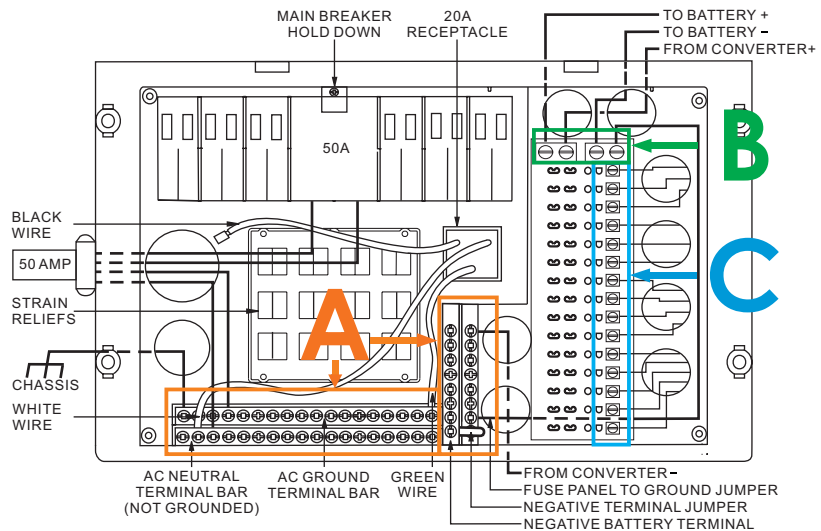


INSTALLATION INSTRUCTIONS

4

The wiring diagram of 8930/50





Torque specifications

TERMINAL DESCRIPTION	TORQUE (in. - lbs.)	WIRE GAUGES (AWG)
TERMINAL BARS: GROUND AND NEUTRAL	25	10-14 AWG Wire
	30	8 AWG Wire
	35	6 AWG Wire
DC FUSE PANEL LUGS: +VCC, NEG-, POS+	25	10 AWG Wire
	32	8 AWG Wire
	45	4-6 AWG Wire
DC FUSE PANEL: SINGLE CIRCUIT TERMINALS	20	14 AWG Wire
	25	12 AWG Wire
	30	10 AWG Wire

A
B
C



INSTALLATION INSTRUCTIONS

5



LIMITED WARRANTY

6



**Consumer Limited Warranty
for
WFCO Electronic Products**

WFCO extends to the original owner a Two-Year Limited Product Warranty. This Warranty is in effect from the date of original purchase for a period of two (2) years. This Limited Warranty is extended specifically for and is limited to recreational vehicle application and is valid only within the continental United States, Alaska, Hawaii and the provinces of Canada. WFCO warrants to the owner that its products are free from defects in material and workmanship under normal use and service, based on its intended use and function. This Warranty is limited to the repair or replacement, at WFCO's discretion, of any defective parts or defective assembly. Any implied warranties of merchantability or fitness for intended use are limited in duration unless applicable State Law provides otherwise. You may have other rights as specified by each individual state.

EXCLUSIONS and LIMITATIONS

The OEM Warranty specifically does not apply to the following:
Any WFCO product that has been repaired or altered by any unauthorized person. Any damage caused by misuse, faulty installation, testing, negligence or accident or any WFCO product installed in a commercial vehicle.
Any WFCO product whose serial number has been defaced, altered or removed.
Any WFCO product whose installation has not been in accordance with the WFCO written instruction. Any consequential damages arising from the loss of use of the product including, but not limited to, inconvenience, loss of service, loss of revenue, loss or damage to personal property and cost of all services performed in removing or replacing the WFCO product. Specifications are subject to change without notice or obligation.

CONSUMER WARRANTY CLAIM PROCEDURE

Upon determination and validation by an authorized OEM dealer that a WFCO product has a defect, the dealer shall contact the WFCO warranty service number (877) 294-8997 and obtain a return goods authorization (RGA) number. This number shall appear on all correspondence with warranty service. Upon validation of the warranty, WFCO shall replace or repair the product with a like product. The RGA number shall be placed on the outside of the carton used to return the product, for ease of identification. Do not mark directly on the product. The product must be packaged properly to avoid further damage to the product, which could cause a non-warrantable condition.